

CHAdEMO Protocol Test-Tool [CPT]

TATA CONSULTANCY SERVICES



Description:

CHAdEMO Protocol Test-tool [CPT] can be used for CHAdEMO & V2H/L protocol validation for charger. CPT judges the criteria defined in the test specification document (Protocol check sheet and Signal behavior) and generates reports automatically. CPT has the capability to log the signals, CAN data and display the CAN parameters in the waveform for analysis after the test.

Features:

- ✓ All in one simulator
- ✓ Light weight desk-top model
- ✓ Act as EV
- ✓ User friendly & intuitive GUI
- ✓ Excel Reports, Graph signal analysis & Data Logging

Simulator Mode:

- ① CHAdEMO EV
- ② V2H/L EV

Technical Details:

Protocol Version:

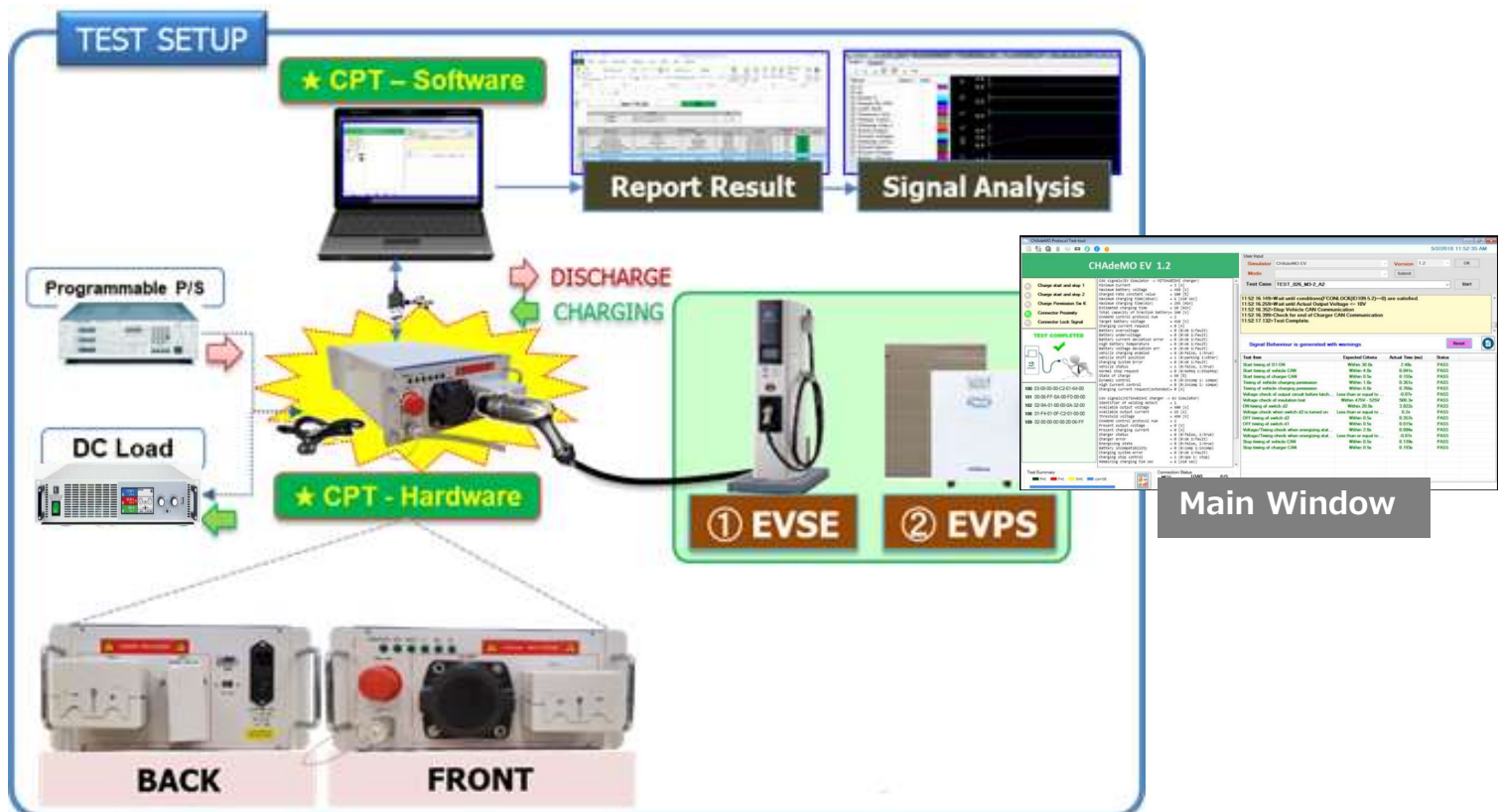
CHAdEMO: 0.9, 1.1, 1.2, 2.0,
V2H/L: 2.1A, 2.1B

AC Input Voltage: 110-240 VAC 50/60 Hz

AC Input Current: Max 1.6A

DC Input Voltage: 500VDC Max

DC Input Current: 25ADC Max



CPT Operating Modes and supported protocol versions:

Part	Device Under Test	Simulator Mode	Protocol / Guideline version
1	CHAdEMO EVSE	CHAdEMO EV	v0.9 & v1.1 & v1.2 & v2.0
2	V2H/L EVPS	V2H/L EV	v2.1A & v2.1B



Reference CHAdEMO Protocol Check Sheet

Simulator mode	Reference CHAdEMO Protocol check sheet
CHAdEMO 0.9 EV	Protocol check sheet for CHAdEMO 0.9
CHAdEMO 1.1 EV	Protocol check sheet for CHAdEMO 1.1
CHAdEMO 1.2 EV	Protocol check sheet for CHAdEMO 1.2
CHAdEMO 2.0 EV	Protocol check sheet for CHAdEMO 2.0

Equipment Rating

1	Input Voltage Range	110 -240 VAC, 50/60 Hz
2	Input Current (Type)	Max 1.6A
3	Environmental conditions :-	
3.1	Use indoor/outdoor	Indoor
3.2	Altitude	< 2000 m
3.3	Temperature	5°C to 40°C
3.4	Maximum relative humidity w.r.t Temperature	80 % for temperatures up to 31 °C And 50 % at 40 °C
3.5	MAINS supply voltage fluctuations	± 10 %
3.6	TRANSIENT OVERVOLTAGES -	OVERVOLTAGE CATEGORY II
3.7	Pollution degree	POLLUTION DEGREE 2
3.8	Air pressure	75 kPa to 106 kPa
4	Dimensions (±1mm)	566 mm * 357.6 mm *157.0 mm
5	Weight (±1%)	12.10kg

Order Information

Order Code	Item Description	<Image>
CPT-100	CHAdEMO Protocol Test-tool (CPT)	
PSB9750-20JP	External Power Supply and Load Bi-Directional DC Source ±2.5kW/0-750V/-20A~+20A AC Input: 1Phase, 200V±10%	



CPT with hard carry case.

*PC, DC source and eLoad are required to use CPT-100.